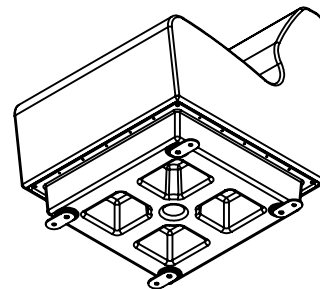


Hondo Nuevo Plinth Base with Bolt Down Tabs Assembly Instructions

Model Number

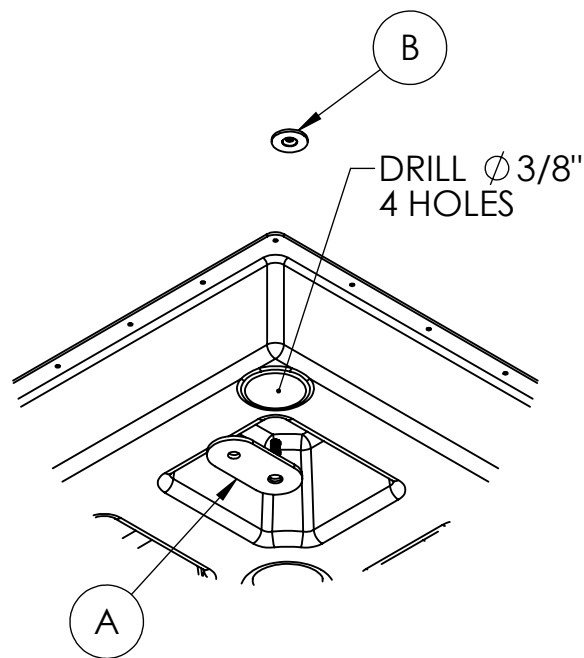
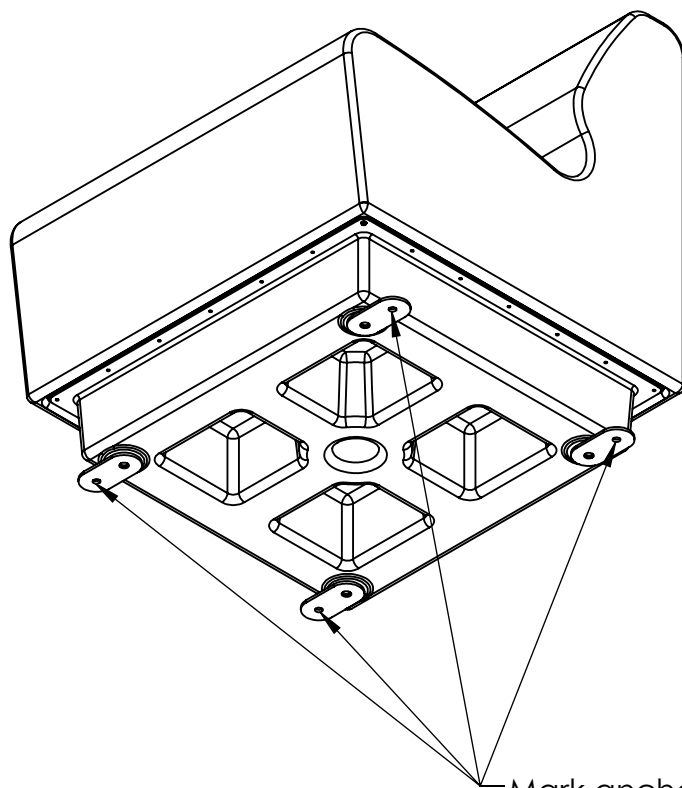
HN800-YYY, HN850-800-ZZZB
HN805L-YYY, HN850-800-ZZZB
HN805R-YYY, HN850-800-ZZZB
HN810-YYY, HN850-800-ZZZB
HN815-YYY, HN850-800-ZZZB
HN820-YYY, HN850-820-ZZZB
HN825-YYY, HN850-825-ZZZB
HN830-YYY, HN850-830-ZZZB
HN835-YYY, HN850-835-ZZZB
HN845-YYY, HN850-845-ZZZB
HN880-YYY, HN850-800-ZZZB
HN885-YYY, HN850-885-ZZZB



Assembly Notes: Norix is not responsible for any damage due to improper installation. If your shipment does not match the parts list, please contact Norix Customer Service at 800-234-4900. Norix reserves the right to modify design specifications at any time without an obligation to owners of previously sold products.

Parts List				Tools Needed
ITEM	QTY.	PART NUMBER	DESCRIPTION	Low RPM Variable Speed Drill
A	4*	029-044	Plate, Bolt Down, Gibraltar Bengal Silver	Anchors
B	4*	026-008	Nut-Washer Assy, .375-16, Zinc, Thd. Lk.	

* HN845-XXX, HN850-845-XXXB Round Ottoman has quantity 3.



Mark anchor locations on floor and secure the chair to the floor with the bolt down tabs using mounting hardware.